


Personal Learning Device (PLD) Initiative

Briefing for Parents

15 January 2022 (Saturday)

A PRESENTATION BY
MINISTRY OF EDUCATION, SINGAPORE



The National Digital Literacy Programme and the PLD Initiative

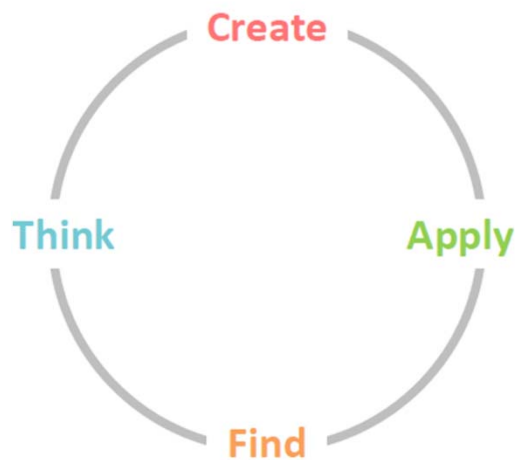
An Overview

The National Digital Literacy Programme (NDLP)

1. The NDLP was launched in March 2020 to **make digital learning inclusive by equipping students with the digital skills** to be future-ready.
2. Under the NDLP, every secondary school student will **own a school-prescribed personal learning device (PLD)**. Students may use funds from their Edusave Account to pay for the PLD.

The National Digital Literacy Programme (NDLP)

The 'Find, Think, Apply and Create' framework:



Find	Critically gather and evaluate information from, and use digital resources in a safe, secure, responsible and ethical manner
Think	Interpret and analyse data, and solve problems
Apply	Use software and devices to facilitate the use of knowledge and skills in new contexts; keep up with technological developments
Create	Produce content and artefacts, and engage and collaborate with others digitally

Intended Outcomes of the PLD Initiative

The use of the PLD for teaching and learning aims to:



Support the Development of Digital Literacy



Support Self-Directed and Collaborative Learning



Enhance Teaching and Learning

Learning with a PLD

Bukit Merah Secondary School

Note: The information contained in this deck of slides is customised according to our school's context and the device selected.

How will your child/ward use the PLD?

At **Bukit Merah Secondary School**, your child/ward will be using the PLDs for 1 to 1 tech-enabled learning.

To create a student-centric, engaging and stimulating teaching and learning environment which encourages Merahans to:

- taking ownership of their learning
- participating in collaborative learning
- extending their learning beyond the classroom



Supporting Students in the Safe and Effective Use of the Devices

Supporting Students in the Safe and Effective Use of the Devices

The school has measures in place to enable a safer digital environment for learning with the use of PLDs, e.g.

- Classroom management and routines
- Educating students on Cyber Wellness
- Partnering parents/guardians to ensure that students are well-supported in their use of technology for learning
- Device Management Application (DMA)

Classroom Management and Routines

- Use without distractions
- Safekeep your PLD
- Bring daily
- Charge beforehand



U S B - C

Cyber Wellness Education

Educating students on Cyber Wellness

MOE has made significant changes to the Character and Citizenship Education. Cyber Wellness lessons will feature significantly in the CCE2021 lessons.

Topics covered in the Cyber Wellness lessons include:

- Cyber Use
- Cyber Identity
- Cyber Relationships
- Cyber Citizenship
- Cyber Ethics

Cyber Wellness Education

The school also has strategies to enable school-wide implementation of CCE. These include:

- Promoting a Peer Support Culture
- Creating CCE Whitespace
- Trained Specialised CCE Teachers

Cyber Wellness Education

In addition, through various programmes in school, students will continue to learn to be **respectful, safe, and responsible users of technology.**



Parents'/Guardians' Role

- We would like to partner parents/guardians to ensure that students are well supported in their use of technology for learning.
- As parents/guardians, you can help in the following ways:
 - Model good digital habits for your child/ward e.g. parents/guardians not using devices during family meals.
 - Know your child/ward well, and have conversations with your child/ward about safe and responsible use of technology.
 - Set ground rules for internet/device usage.
 - Guide your child/ward to use productivity tools using his/her PLD, to organise information and simplify tasks for efficiency.

Parents' Voices: In Conversation on Students' Use of PLDs for Learning



Role of the DMA in Providing a Safer Digital Environment for Learning

Device Management Application Installation

- Your child's/ward's PLD will be installed with a Device Management Application (DMA) to provide a safer digital environment for learning.
- Installation of the DMA will be performed after the collection of the device. Students will be guided on the installation.
- This applies to both devices purchased through the school and pre-existing student-owned devices.
- The DMA will be **funded by MOE** and will be **uninstalled** from the device **when your child/ward graduates/leaves the school.**

In-School DMA Settings (Default)

Schools will determine DMA settings for **in-school use**. As a default, these settings will continue to be in place after school as well:

- MOE and the school will set the level of web content filtering, including filtering out objectionable content or content that may not be conducive to teaching and learning (e.g. social media, pornography, gambling, or websites containing extremist content)
- Students will be able to use the device from **7 a.m. to 11 p.m** daily
- The school will determine the apps and programs to be installed to support teaching and learning

Providing Parents/Guardians with Greater Choice for After-School PLD Use

The school will provide parents/guardians with more information on exercising the options.

Option A (Default)	Option B	Option C
<p>In-school DMA settings will continue after school hours</p>	<p>Parents/Guardians can modify the DMA settings after school hours</p>	<p>Parents/Guardians can choose to disable DMA after school hours</p>
<p>For parents/guardians who want their child’s/ward’s use of the devices to be restricted only to teaching and learning, and prefer to leave it to the school to decide on DMA settings after school hours.</p>	<p>For parents/guardians who want more leeway over the use of the device, and prefer to take charge of the level of restrictions for their child’s/ward’s use of the device after school hours.</p>	<p>For parents/guardians who do not want their child’s/ward’s use of the device to be regulated by DMA after school.</p>

- Having default school settings continue after school hours is the best option for parents/guardians who prefer not to, or do not feel ready to manage their child’s/ward’s device use on their own.
- Parents/guardians can request to change their choice of DMA settings at any time.

Providing Parents/Guardians with Greater Choice for After-School PLD Use

	Option A (Default)	Option B	Option C
Protecting students from objectionable content	MOE/school sets level of web content filtering	Parents/Guardians can apply additional content filtering	No content filtering
Reduce distractions from learning through control of applications	Parents/Guardians and students unable to install additional applications	Parents/Guardians and/or students can install applications after school hours, but these applications are disabled during school hours	
Limit screen time	School sets hours during which students are able to use the device online	Parents/Guardians can modify the amount of screen time*	No control over screen time

*Screen time limits set by the school will override parents’/guardians’ settings during school hours.

Providing Parents/Guardians with Greater Choice for After-School PLD Use

	Option A (Default)	Option B	Option C
Parent/guardian account	Provided to allow monitoring of PLD activities after school hours		Not provided
Monitor students' cyber activities	Parents/Guardians can track their child's/ward's browser history after school hours		Parents/Guardians will not be able to monitor or control their child's/ward's use of the device through the DMA after school hours No data* will be collected during use of PLD after school hours

*Parents/Guardians and students on Option B will need to use non-Chrome browsers to avoid web browsing history tracking and web content filtering. **[Only for Windows schools]**

Deciding on the Choice of After-School DMA Option

Parents/guardians may wish to consider the following questions before deciding on the choice of after-school DMA option which is best for your child's/ward's learning.

1. Child's/ward's current device usage habits

- How much time does my child/ward spend on their device?
- How well is my child/ward able to regulate their device usage on their own?
- Does my child/ward get easily distracted while doing online learning?

2. Parents'/Guardians' involvement

- How confident and familiar am I with managing my child's/ward's cyber wellness?
- Are there existing routines and open conversations on the use of the Internet at home?
- Am I aware of how to prevent different types of cyber threats that my child/ward might face?



Have a conversation with your child/ward to talk about which setting is best for your child's/ward's learning.

Data Collected by the DMA

The DMA does **NOT** collect any of the following data:

- Login IDs and passwords entered into websites or into any applications
- Actions performed (e.g. posts, online comments, items added to a shopping cart, etc.) when visiting websites and using apps
- Documents and photos stored in the PLDs
- PLD location
- Webcam videos and microphone recordings


Additional Resources for Parents

To support you in keeping your child/ward safe online, you may refer to these additional resources:

- Parent Handbooks (I) and (II) on Learning with a Personal Learning Device (can be found on the school website)
- Parent Kit on Cyber Wellness for Your Child (<https://go.gov.sg/moe-cyber-wellness>)
- Schoolbag article 'Keeping our teens safe online' (<https://www.schoolbag.edu.sg/story/keeping-our-teens-safe-online>)
- MOE Cyber Wellness Programme (<https://www.moe.gov.sg/programmes/cyber-wellness/>)
- Media Literacy Council (<https://go.gov.sg/better-internet-sg>)
- National Library's Learning & Information Literacy Resources (<https://sure.nlb.gov.sg/>)
- TOUCH Community Services (<https://help123.sg>)

Device and Funding Information

Bukit Merah Secondary School's Personal Learning Device (PLD)



Pentium Quad Core N6000
processor, 8GB RAM,
128GB Storage,
11" Screen Size

The school will be using the **Acer TravelMate Spin B3** for teaching and learning.

Total Cost with GST: **\$628.00**

Bukit Merah Secondary School's Personal Learning Device (PLD)



Acer TravelMate Spin B3

The school chose the device because of:

- Portability
- Durability
- T&L Affordances
 1. Touch Screen
 2. Use of Stylus/Pen to write (Inking function)
 3. Typing using keyboard
 4. Video recording
 5. Multimedia editing

PLD Bundle

Device Bundle includes

- Acer TravelMate Spin B3
- Power Adaptor, Mouse, Carrier Bag, Docked-in Active Stylus Pen with built-in rechargeable battery within stylus (charge while docked)
- Insurance and Warranty

Your child's/ward's PLD will come with the **Enhanced Device Bundle** which includes:

- 3-year warranty and 3-year insurance
- 2 repairs or 1 replacement claim

Funding Support for Singapore Citizen (SC) Students

- **The cost of the device bundle can be paid using your child's/ward's Edusave account**, after setting aside provision for payment of second-tier miscellaneous fees.
- To ensure the affordability of devices, MOE has provided Edusave top-ups of \$200 in 2020 and \$200 in May 2021 (as part of the Household Support Package announced in Budget 2021), to all eligible SC students in primary and secondary schools.
- This is on top of the annual \$290 credited into the Edusave account for Secondary School students and \$230 for Primary School students.

Funding Support for Singapore Citizen (SC) Students

- For SC students who are on MOE Financial Assistance Scheme or whose family's monthly income meets the following criteria:

Gross Household Income (GHI) \leq \$2,750, or

Per Capita Income (PCI) \leq \$690

the school will subsidise 50% of device bundle cost or \$350, whichever is lower.

- The remaining amount will be payable from the students' Edusave account. If there is insufficient balance in the students' Edusave account for the remaining amount, school will provide additional subsidy so that the cash out-of-pocket (OOP) is \$0.

Funding Scenario: Student A Singapore Citizen (SC)



**Acer TravelMate
Spin B3**

\$628.00

Student A (SC on MOE FAS) GHI ≤ \$2,750 or PCI ≤ \$690	
Device Bundle Cost	\$628.00
Student Subsidy (50%)	\$314.00
Available Edusave Balance <i>(After setting aside for 2nd- tier misc fees)</i>	\$200.00 before deduction \$200.00 will be deducted <i>insufficient funds in the Edusave account</i>
Additional Subsidy	\$114.00
Cash Out-of-pocket	\$0.00

For more details on financial assistance, please approach the school.
Each student would receive a personalised bill subsequently.

Funding Support for Singapore Citizen (SC) Students

- For SC students whose family's monthly income is:

$\$2,750 < \text{Gross Household Income (GHI)} \leq \$4,000$, or

$\$690 < \text{Per Capita Income (PCI)} \leq \$1,000$

the school will subsidise 30% of device bundle cost or \$200, whichever is lower.

- The remaining amount will be payable from the students' Edusave account. If there is insufficient balance in the students' Edusave account for the remaining amount, school will provide additional subsidy so that the **cash out-of-pocket (OOP) is not more than \$50.**

Funding Scenario: Student B Singapore Citizen (SC)



**Acer TravelMate
Spin B3**

\$628.00

Student B (Non MOE-FAS SC from lower income family) \$2,750 < GHI ≤ \$4,000 or \$690 < PCI ≤ \$1,000	
Device Bundle Cost	\$628.00
Student Subsidy (30%)	\$188.40
Available Edusave Balance <i>(After setting aside for 2nd- tier misc fees)</i>	\$200.00 before deduction \$200.00 will be deducted <i>insufficient funds in the Edusave account Balance payment after Edusave: \$239.60</i>
Additional Subsidy	\$189.60
Cash Out-of-pocket	\$50.00

For more details on financial assistance, please approach the school.
Each student would receive a personalised bill subsequently.

Funding Support for Singapore Citizen (SC) Students

- SC students whose family's monthly Gross Household Income (GHI) > \$4,000 or monthly Per Capita Income (PCI) > \$1,000, no subsidy will be provided. Parents/Guardians can use their child's/ward's Edusave or cash to defray the device bundle cost.

Funding Scenario: Student C Singapore Citizen (SC)



**Acer TravelMate
Spin B3**

\$628.00

Student C (Not Eligible for Subsidy) GHI > \$4,000 or PCI > \$1,000	
Device Bundle Cost	\$628.00
Available Edusave Balance <i>(After setting aside for 2nd-tier misc fees)</i>	\$200.00 before deduction \$200.00 will be deducted <i>insufficient funds in the Edusave account</i>
Cash Out-of-pocket	\$428.00

For more details on financial assistance, please approach the school.
Each student would receive a personalised bill subsequently.

What's Next?

For Singapore Citizens (SC) Students

Time Frame	Activity
15 to 21 Jan	Parent to submit Letter for Procurement which includes the following annexes: <ul style="list-style-type: none">• Intent to Purchase• Use of Edusave• Authorisation Form for Collection of PLD <p>Submission will be done online using the link provided in PG.</p>
Term 2	Collection of devices by students

For Permanent Residents / International Students

Time Frame	Activity
15 to 21 Jan	Parent to submit Letter for Procurement which includes the following annex: <ul style="list-style-type: none">• Intent to Purchase• Authorisation Form for Collection of PLD <p>Submission will be done online using the link provided in PG.</p>
In Mid Feb	Receive school bill for payment of PLD
	Parent/Guardian to make payment via Giro/PayNow/Cheque/etc.
Term 2	Collection of devices by students

WHAT'S NEXT?

Letter to Parents for Procurement

The Singpass logo is displayed in a bold, red, sans-serif font. The letter 'i' is lowercase and has a black dot, while the rest of the letters are lowercase and red.

Parents with Singpass can access the Letter to Parents for Procurement to indicate your consent via the following link:

<https://go.gov.sg/pdipadmin> *

** Parents/Guardians without Singpass can request for the hardcopy letter via your child's/ward's form teacher.*

Collection of Devices

Your child/ward will be collecting his/her device in school **from Term 2**.

If you would like to verify the condition of the device during collection with your child/ward:

- You may arrange to collect the device **at the contractor's service / collection centre*** or appoint an adult proxy to do so.
- Your child/ward would need to bring the device to school and arrange for the school's IT department to install the DMA.

Please approach the school for further advice or clarification if you would like to make this arrangement.

* Parents/Guardians (or adult proxy) will **not** be able to collect the PLD from the school.

Important Contacts / Helplines

To access / find out more about...	Contact / Helpline
This deck of slides	https://bukitmerahsec.moe.edu.sg
Edusave balance	6260 0777
Financial assistance	6474 8934
NDLP / PDLP in BMSS	Ms Huang Wen Qing (HOD ICT) huang_wen_qing@schools.gov.sg Mr Winston Seow (SH ICT) seow_xian_yi@schools.gov.sg Mr Muhammad Haikal Razali muhammad_haikal_razali@schools.gov.sg

Thank you





Ministry of Education
SINGAPORE

Annex

Insurance Coverage

The package includes a 3-year warranty, and 3-year insurance* which includes:

Insurance Coverage	Claimable
<ul style="list-style-type: none">• Fire• Lightning• Power Surges• Accidental e.g water spillage, drop etc• Theft due to forcible entry• Robbery <p>* Accidental loss will not be covered by insurance.</p>	<p>*2 repairs or 1 replacement (3-year insurance)</p>